

Nebraska Public Library Statistical Survey - 2013-2014 Summary

Nebraska Library Commission

Service Measures

Annual Circulation	13,008,703
Avg .Circulation per Capita ¹	8.44
Circulation of Electronic Materials	783,010
Visits to Libraries	8,213,065
Visits per Person ¹	5.33
Children's Programs	19,690
Children's Program Attendance	548,611
Young Adult Programs	2,941
YA Program Attendance	43,078
Adult Programs	8,940
Adult Program Attendance	115,176
Total Library Programs Offered	31,571
Total Library Program Attendance	706,865
Program Attendance per Capita ¹	0.46
Reference Transactions	815,918
Registered Borrowers	1,070,818
Annual Hours Open	308,772

Technology N=267 Administrative Entities

Number of Internet Computers	2,803
Internet Computers per 1,000 people ¹	1.82
Internet Computers per Library Outlet	11.98
Uses of Internet Computers	2,088,052
Internet Use per Capita	1.35
Have Online Accessible OPAC	135 63%
Number of OPAC Computers	1,158
Provide Public Internet Access	211 98%
Offer WiFi Access for the Public	206 95%
Public Libraries with a Web Site	163 75%
Libraries Using Online Social Networks	152 57%
Number of WiFi sessions per year	967,657

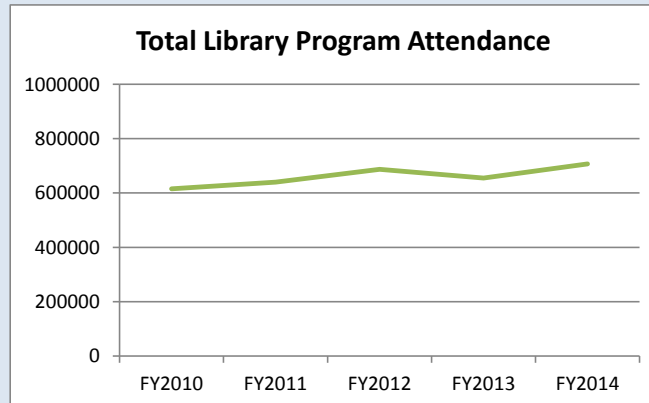
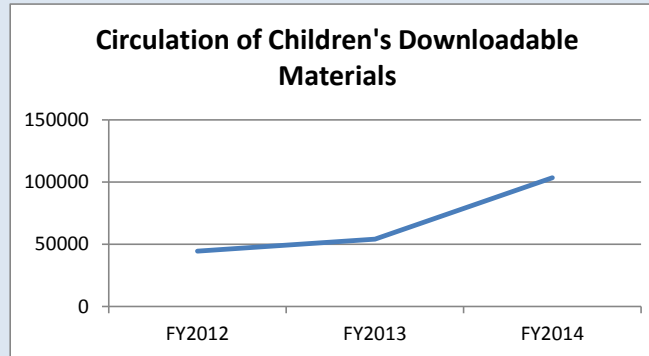
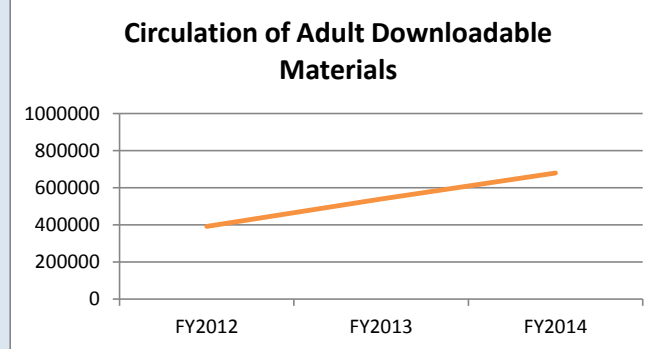
Miscellaneous

Accredited Public Libraries	169 63%
Certified Public Library Directors	209 78%
Certified Public Library Boards	175 66%

¹Note

Based on total Legal Service Area population of communities served by a public library.

Trends



Finance and Collections

Operating Revenue

Local Government Revenue	\$50,978,226
State Government Funding	\$519,844
Federal Government Funding	\$249,700
Other Funding Sources	\$3,251,541
Total Operating Revenue	\$54,999,311

Expenditures

Print Materials	\$4,851,330
Electronic Materials	\$1,481,105
Other Materials	\$1,079,320
Total Collection Expenditures	\$7,411,755
Salaries & Wages	\$26,138,982
Employee Benefits	\$8,387,006
Total Staff Expenditures	\$34,525,988
Other Expenses (Facility, Insurance, etc.)	\$9,633,385
Total Operating Expenditures	\$51,571,128

Collections

Books	5,603,018
Audio Materials	249,604
Video Materials	327,892
Serials Subscriptions - Print	12,738
Other Items	622,709
Total Materials	6,815,961

Libraries by Legal Service Area

Under 500	82	30.7%
500 - 999	77	28.8%
1,000 - 1,499	30	11.2%
1,500 - 2,499	29	10.9%
2,500 - 4,999	16	6.0%
5,000 - 9,999	16	6.0%
10,000 - 24,999	9	3.4%
25,000+	8	3.0%
	267	100%

Source

Annual statistical survey of 267 public libraries in Nebraska. Respondents for 2013-2014 = 216 or 81% reporting